

 WHARFEDALE

ELYSIAN Series



User Manual

ELYSIAN 1 ELYSIAN 2 ELYSIAN 3 ELYSIAN 4 ELYSIAN CENTRE

 YEAR
WARRANTY



Scan the QR code using a smart-phone device,
for product warranty registration online.



Important Safety Information

Before installing this product read all these instructions!



This symbol indicates that there are important operating and maintenance instructions in the literature accompanying this unit.

Read these instructions. Keep these instructions. Heed all warnings. Follow all instructions.

Before making any connections, switch all the units in your system off at the mains.

Set the volume control at minimum when you switch on your system or change sources, and turn the level up gradually.

DO NOT use your amplifier at full volume.

Ensure that all loudspeakers in the system are correctly wired.

DO NOT subject your loudspeakers to excessive cold, heat, humidity or sunlight.

Loudspeakers should not be placed directly facing other hi-fi units, or share the same shelf or cabinet.

DO NOT place heavy objects on top of loudspeakers.

Some manufacturers forbid the placing of objects on top of their TV sets. Check your TV handbook before installing the speaker directly on your TV set. Consult your TV dealer if you are in any doubt.

DO NOT connect speaker terminals to the mains supply.

DO NOT dismantle the loudspeaker. There are no user serviceable parts inside it and you will void the warranty by doing so.

Refer all servicing to qualified service personnel. Servicing is required when the apparatus has been damaged in any way, the apparatus has been exposed to rain or moisture, does not operate normally, or has been dropped.

Caution: Changes or modifications not expressly approved by the manufacturer could void the user's authority to operate this device.



CONTENTS

- 04 One For The Connoisseur;
One For The History Books
- 05 Designer's Notes
- 14 Loudspeaker Installation
- 17 Warranty Coverage
- 20 Technical Data



One For The Connoisseur; One For The History Books

Founded in 1932, Wharfedale's founder, Gilbert Briggs, had one goal in mind –
to bring music into the home by designing loudspeakers
that conveyed the impact, thrill and emotion of performance
in an entirely natural and realistic way.

Thus he created the first true hi-fi experience for connoisseurs of music in the home
and continued to introduce technology that would enhance the listening experience –
like the first commercial crossover, foam surrounds and the slot port system.

Today Wharfedale engineers follow the same dictum,
utilising technology where it truly matters to develop loudspeakers
that reveal the passion and excitement behind the musical performance.

With that end in mind Wharfedale is proud to introduce ELYSIAN,
a no-holds-barred technological achievement
that is devoted to involving you in the music
in a thrilling and exciting way.



WHARFEDALE

BRITAIN'S MOST FAMOUS LOUDSPEAKERS



Designed & engineered
in the United Kingdom

Designer's Notes

Revealing the Passion and Excitement of the Musical Performance

Wharfedale ELYSIAN is a new flagship loudspeaker series that pushes the boundaries of capability and performance from a speaker at this price-point.

A genuine example of luxury audio, ELYSIAN offers indulgence in design, materials aesthetic and performance. A thorough and no compromise approach has led Wharfedale engineers to create a benchmark in affordable, audiophile-grade luxury loudspeakers. Cutting edge design and class-leading technology are combined to deliver musical reproduction that will proudly challenge the world's finest loudspeakers.

ELYSIAN AMT


In the 1940s, Wharfedale's founder, Gilbert Briggs, developed the first two-way speaker for domestic use, radical for its separate treble and bass drivers combined via a crossover. Early treble units, such as Brigg's famous Super 3, resembled small cones as the necessity for reproducing high frequencies demanded the use of low-mass diaphragms. It was subsequently realised that the dome in the centre of the cone was doing most of the work and this gave rise to the now ubiquitous dome tweeter.

Dome treble units have dominated the hi-fi scene for decades, but they are not necessarily the ideal way of reproducing the exact harmonics of the musical waveform. In order to reduce moving mass, the dome has to be small and use ultra-thin materials, both of which counteract its efficiency and accuracy.

The AMT (Air Motion Transformer) is a radically different way of moving air, using a large, pleated, lightweight diaphragm driven across its surface by rows of strategically placed metallic strips immersed in a strong magnetic field. The pleats in the diaphragm contract and expand under the influence of the musical drive, squeezing the air between them to form the desired waveform. This imparts high velocity to the air molecules near the diaphragm and is responsible for the remarkable transient performance of this type of treble unit.

Not only is this an efficient way of moving air, it is also a highly accurate as the diaphragm is under close control of the motor system at all times. The result is a wide bandwidth transducer that achieves extremely low distortion and wonderful musical detail, with scintillating speed and dynamic ability.

The development of this AMT unit was a key part of the ELYSIAN/EVO4 project. The ELYSIAN AMT is larger and of higher specification than the one used in the EVO4 Series, featuring an ultra-lightweight diaphragm material called PET and an acoustically damped rear chamber that absorbs the back wave from the diaphragm, delivering even more spell-bindingly clear and sweetly extended high frequencies.



Above: Exploded diagram for ELYSIAN's Air Motion Transformer treble unit

Designer's Notes

ELYSIAN MIDRANGE

In the spirit of Gilbert Briggs, who was well known for experimenting with new driver materials, Wharfedale investigated a range of options to match the sensitivity and accuracy of the AMT treble unit.

The designers settled on a proprietary woven glass fibre matrix, formed into a 150mm cone. This provides a superb combination of low mass and high strength, with the addition of a high-plasticity coating to control its acoustic behaviour. With such a low-mass cone, only a low-damping, foamed, rubber-like material would match for the surround - again, coated for durability.

Drive energy for the cone comes from a 25mm, 2-layer voice coil centred in a magnetic gap fitted with an aluminium ring to control eddy currents, linearise inductance and so increase bandwidth and reduce distortion. The whole assembly is fitted to a die-cast aluminium basket with large ventilation windows below the spider to improve transient response.

A central phase plug is specially shaped to linearise the output across a wide bandwidth, even off-axis, enhancing a natural response to the music which can be heard anywhere the listener wishes to sit.

This midrange driver enables the ELYSIAN speakers to deliver voices and instruments with astonishing realism. Vocalists seem to be present in the room with the listener - simply close your eyes and listen to the palpable presence of singers in the acoustic space.




Above: Exploded diagram for ELYSIAN's midrange unit.

ELYSIAN BASS

The midrange unit is matched with a glass fibre matrix cone for the bass unit, in this case terminated with a highly flexible rubber surround and driven by a specially developed low-distortion motor system. Mounted on a die-cast aluminium chassis, the magnet system features an aluminium ring for eddy current control, immersing the 17.5mm long, 38mm diameter voice coil in high flux over 12mm of linear excursion.

In order to plumb the depths of the lowest frequencies in recorded music, the 220mm bass units - one in the ELYSIAN 2, two in the ELYSIAN 4 - are capable of reaching down below 28Hz in-room, revealing the full body and impact of percussion, stringed and wind instruments.



Above: Exploded diagram for ELYSIAN's bass unit.

Designer's Notes

ELYSIAN CROSSOVER

The bass units are loaded by an advanced version of Wharfedale's signature slot-loaded port. Christened SLPP (Slot-Loaded Profiled Port), it ensures that the rear output of the bass units is not wasted. Instead, the lowest frequency energy is vented to a slot at the base of the speaker, specially profiled to equalise the high internal pressure to the low pressure in the room.

This reduces the distortion that is typical of bass reflex system and increases the port's efficiency. In addition, because the air is dispersed uniformly in the room, the speakers are less fussy about siting.

In combination, the bass units and SLPP bass reflex system provide the massive foundation upon which the rest of the musical performance sits, letting you feel as well as hear the full impact of thunderous low-frequency information. High overall system sensitivity, in the region of 92dB for 1 watt of input, allows any amplifier to reveal the full dynamic range of the music fed to it, without strain or limitation.

Combining the outputs of the drivers is an advanced computer modeled crossover that has been developed over hundreds of hours of listening tests, fine tuned to make sure that the blend between the drive units is seamless. Crossover slopes have been modeled on each individual driver's acoustic response, matched to Linkwitz-Riley characteristics, with the crossover frequencies chosen to maximise the optimum, linear performance of each drive unit.

Of particular note is the phase consistency across the drive unit output, allowing a wide range of seating position and encouraging the power response to be highly linear throughout your listening room.

Crossover components have been chosen for their transparency, with silicon-iron cored coils for bass and midrange featuring low DCR that allows the amplifier excellent control of the drivers, plus air core coils in the treble and low ESR, Polypropylene capacitors throughout the signal path, ensuring that you hear all the musical detail with nothing held back.



Designer's Notes

ELYSIAN CABINET

For ELYSIAN we wanted to create a cabinet that enhanced the acoustic output of the drivers as well as providing a piece of furniture of which the owner can be justly proud. Hand crafted, exotic veneers are mirrored by true piano finish lacquers, hand polished to six levels of depth to give a truly beautiful finish.

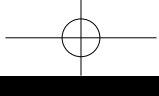
Underneath the veneer, working unseen, is a sandwich of different woods designed to reduce panel resonance to below audibility. This multi-layer construction, PROS (Panel Resonance Optimization System), has a further benefit - it inhibits the leakage of unwanted sound energy from inside the cabinet which would otherwise interfere with the forward output of the drive units.

You'll hear the full body of instruments like cello and bass guitar, without straining to enjoy the complete dynamics of the musical recital. Whether you are listening to solo piano, full orchestra or a jazz trio or multi-instrument rock performance, ELYSIAN is more than capable of bringing the thrill and excitement of the performance into your listening room.



A stylized, handwritten signature in white ink, reading "Peter Comeau". The signature is fluid and elegant, with long, sweeping strokes.

PETER COMEAU
Director of Acoustic Design
IAG Group Ltd



Designer's Notes

ELYSIAN Air Motion Transformer


- Radically different transducer for wide bandwidth and wonderful musical detail

ELYSIAN Midrange

- Unique woven glass fibre matrix cone
- Astonishing reality for voices and instruments

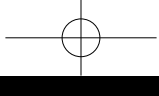
ELYSIAN Bass

- Glass fibre matrix cone
- Reaches down to 28Hz for full body and impact



ELYSIAN Cabinet

- The most advanced Wharfedale slot loaded bass port
- Improved dispersion of bass energy for thunderous impact

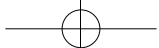


ELYSIAN 1

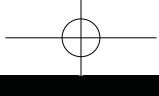
Revealing the Passion and Excitement of the Musical Performance



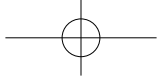
ELYSIAN 2



ELYSIAN 3



ELYSIAN 4



ELYSIAN CENTRE



Loudspeaker Installation

Unpacking Your Loudspeakers

- Please read this manual as soon as you have opened the carton.
- Lift the loudspeaker carefully out of the packing. Do NOT try to lift the loudspeaker using the cloth bag.
- Unpack any accessories carefully.
- If there is any sign of damage or if the contents are incomplete, report this to your dealer as soon as possible.
- Retain the packing for future safe transport of the product. Dispose of the packing with respect to any recycling provisions in your area.

Attaching the Spikes to Floorstanding Model

- Make sure you have plenty of unobstructed working space and assistance for lifting and moving the speaker.
- Place a soft cloth or protective material on the floor to protect the loudspeaker.
- Invert the loudspeaker onto the cloth or protective surface.
- Thread a locknut onto each spike and loosely fix it up the thread.
- Thread the spikes into the spike inserts. Tighten them by hand until tight (do not use mechanical or power assisted tools for tightening)
- Invert the loudspeaker to the upright position. Be careful not to damage the floor with the spikes.

Levelling the Loudspeakers

- When the speaker is upright, with the spikes on the floor, you may find that the speaker is not completely level and/or one spike is not in full contact with the floor.
- In this instance; simply adjust the spikes by loosening or tightening as required.
- Spike seats are included in the accessories box for use with ELYSIAN 4 / ELYSIAN 3 feet, or corresponding ELYSIAN standmount speaker stands.
- Spike seats are for use on wood or stone floors etc. Simply place these underneath each spike to isolate the spike from the floor.

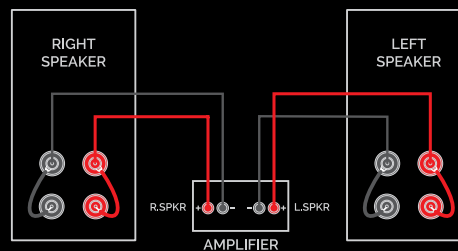
Looking After Your Loudspeaker

- This speaker is hand-finished with a genuine Piano-Lacquer. As with all real wood furniture finishes; exposure to direct sunlight, heat, cold and varying humidity can affect the natural properties of the speaker cabinet. We advise protecting the speaker from extreme variances in temperature and environment conditions.
- We advise that you do not place anything on the surface of the cabinets, to protect from damage. Treated with care, the genuine Piano-Lacquer finish will last a lifetime. They will age naturally and subtly, retaining the properties of the beautiful high gloss finish.
- Your Wharfedale loudspeakers use a specially hardwearing sealed finish. They should not be waxed or treated with spray polishes which will smear and dim their lustrous finish. Polish them with a dry or barely moist cloth to remove dust and finger marks, etc.
- Occasionally, remove the loudspeaker grilles and brush them gently with a soft brush before replacing them carefully.
- Avoid getting any liquid behind the grille. If you accidentally spill liquid on your loudspeakers, take them to your dealer for attention before using them again.

Loudspeaker Installation

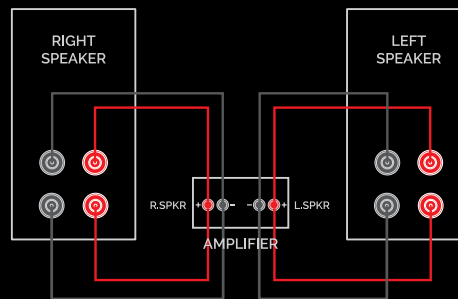
Standard Connection

- Connect the supplied link cables (from the accessories box) to the terminals of the loudspeaker.
- Choose a suitable length of twin core speaker cable for each channel and prepare the ends. Unscrew each terminal a few turns. Connect the red positive (+) terminal of the Left loudspeaker to the corresponding red positive (+) amplifier terminal. Connect the black negative (-) terminals similarly. Tighten the terminal securely.
- Repeat this procedure for the Right Channel. If you are standard wiring make sure the terminal links are securely in place.



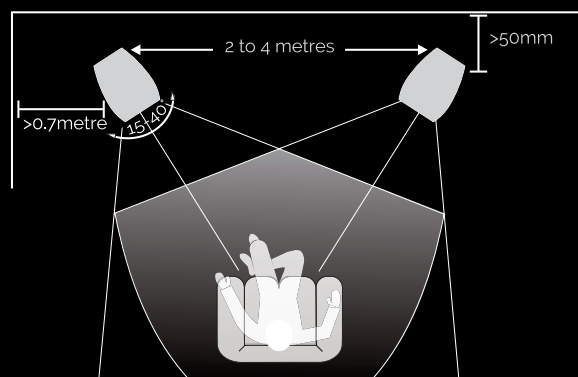
Bi-Wiring Connection

- Unscrew each terminal a few turns. Connect the cables between the amplifier and the loudspeakers as indicated above and re-tighten all the terminals securely.



Positioning Stereo Loudspeakers

- If you are sitting within 2m of the speakers, the distance between the speakers should be the same as between you and the speakers.
- Otherwise site the speakers between 2 to 4 metres apart, clear of rear walls and room corners.
- If the loudspeakers are placed too close to the walls the bass will increase but may be boomy and indistinct. If the loudspeakers are placed further away from the walls, the inward angle ("toe in") may be increased by up to 30%. As personal taste and room acoustics play a large role, experiment with different configurations and play a wide range of programme material before finalising the position of your speakers.
- The optimum listening position is in an area between the speakers broadly known as the "sweet spot". The more extreme the angle of toe-in the narrower the sweet spot. Wharfedale loudspeakers are designed to cover a wide sonic perspective so there should be no need for extreme settings. A mild angle inwards will cover a wide range of seating positions.
- The grilles are provided to protect the loudspeaker drive units from accidental damage. For critical listening, please remove the grilles.



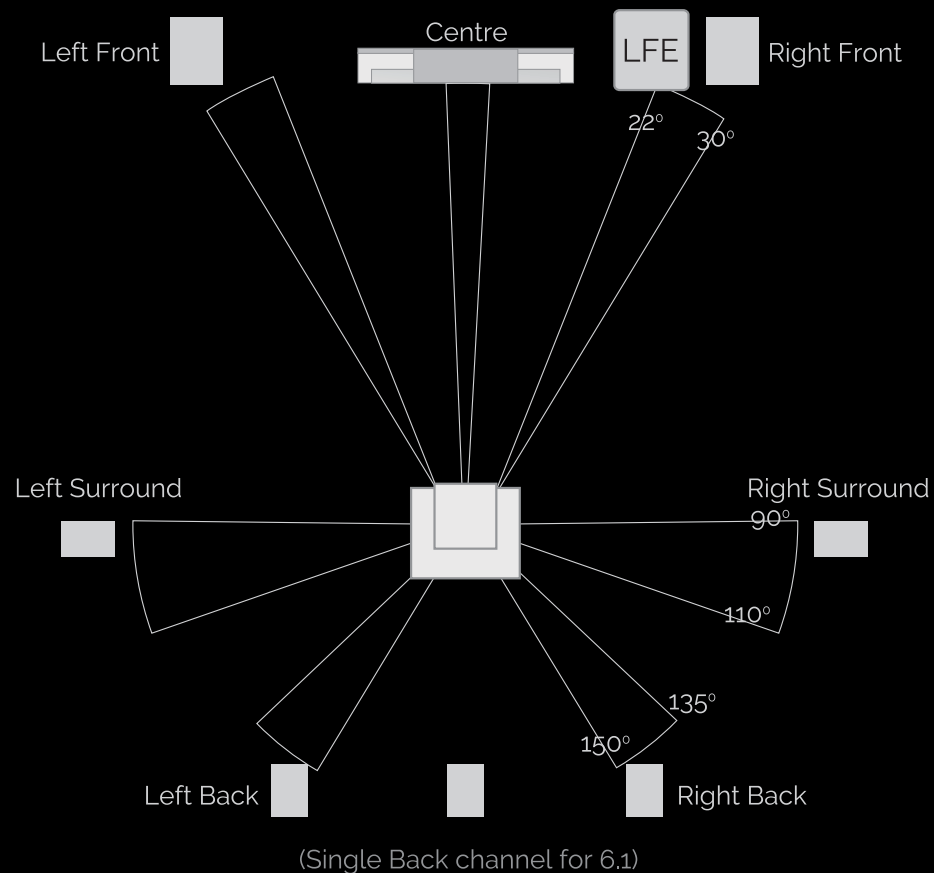
Loudspeaker Installation

Setting Up a Home Theatre System

- Front and Effects Channels: The front loudspeakers are placed on either side of the television screen, 2 to 3 metres apart. The speakers should be angled slightly so they are aimed towards listeners. We recommend placing the rear effects speakers in a high position, behind the listener's head. If the rear or side walls are a long way from the listening seat, consider stand mounting the loudspeakers. If the centre loudspeaker is very high or low, angle it towards the listener's ear level.
- The front faces of the centre and surround loudspeakers should also be in line as far as possible.
- Subwoofer: As the ear is unable to detect the direction from which deep bass originates, you have freedom to position the unit. Varying the distance from the wall alters the bass. Placing the subwoofer across a corner boosts the bass but may impair clarity. The performance of a home theatre system can be enhanced by using two subwoofers.

6.1 and 7.1 System Placement

- Dolby Labs, DTS and THX offer 6.1 and 7.1 format. Although the precise configuration of these systems will depend on the capabilities of your processor and you should be guided by those instructions, we would make some observation.
- For 6.1 and 7.1 formats the listening seat should not be too close to the rear wall.
- Optimising the time delay so that information from all speakers arrives the listening seat coherently is critical of the benefits of these systems are to be fully realised.
- Dolby Labs Recommended Placement for Multichannel Home Theater Systems.



Warranty Coverage

Your loudspeakers have been constructed to the highest standards. From top grade furniture construction and finish to carefully designed and selected acoustic components, Wharfedale speakers are built to provide a lifetime of sonic pleasure. We hope you will derive many years of good service from our products.

Wharfedale warrants its products, subject to the following terms and conditions below, to be free from defects in materials and workmanship.

Online Registration



Scan the QR code using a smart-phone device, for product warranty registration online.

- The three (3) year extended warranty is applicable to items purchased from Jan 1st 2021, onwards. Items purchased prior to this date are not eligible for this extended warranty service but are subject to statutory warranty claims and all applicable consumer rights.
- To qualify for the extended 3 year warranty, you must register your product within ninety (90) calendar days from the date of purchase. Visit wharfedale.co.uk/warranty-registration/ to complete your online registration. Items not registered online will have a Limited Warranty for one (1) year, or for the period of your country's statutory warranty, whichever is longer.
- Warranty can only be offered to products registered with proof of purchase with date, model and details of the authorised dealer clearly stated on the receipt/invoice. Please keep the original receipt/invoice in case it is required for a warranty claim.
- This Limited Warranty is non-transferable and is offered exclusively to the original owner.
- This Limited Warranty is valid only in the original country of purchase.
- Repairs or replacements are provided under this warranty are the exclusive remedy of the consumer. **Wharfedale** shall not be liable for any incidental or consequential damages for breach of any expenses or implied warranty with any product. Except to the extent prohibited by law, this warranty is exclusive and in lieu of all other warranties whatsoever, both expressed and implied, including but not limited to the warrant of merchantability and fitness for practical purpose.
- This warranty provides benefits that are additional to and do not affect your statutory consumer rights.
- This Limited Warranty offer is subject to correct information being submitted in your application. Incorrect dates or mismatched purchase receipt dates that are outside of the warranty terms will immediately invalidate any warranty claim.

**Please check with your dealer local distributor for further information.*

Warranty Coverage

Exclusions

- The following items are excluded from the **Wharfedale** warranty:
 - Normal wear and tear and cosmetic damage (including but not limited to any wear from reasonable use, environmental deterioration or neglect)
 - Products on which the serial number has been removed, altered or otherwise made illegible.
 - Products not purchased from an authorised **Wharfedale** dealer.
 - Products that were not new at the time of original purchase.
 - Products sold 'as is', 'as seen' or 'with faults'.
 - Product not purchased from an Authorised Dealer/Distributor within the region of the claim (ie parallel imports or grey market products)
 - Accidental damage or faults caused by commercial use, acts of God, incorrect installation, incorrect connection, incorrect packaging, misuse or careless operation or handling which is not in accordance with the user instructions.
 - Equipment that has been operated in conjunction with unsuitable, inappropriate or faulty apparatus.
 - Repairs, alterations or modifications carried out by parties other than **Wharfedale** or its authorised service partners.
 - Damage in transit that cannot be attributable to the fault of **Wharfedale**, the authorised distributor or dealer (ie. claims otherwise covered by transit insurance.)
 - Faults relating to abnormal or inappropriate power supply voltage or power surges.
 - Faults relating to extremities in temperature, exposure to heat, water or other liquids, insects, excessive moisture, sand, chemicals, battery leakage or any other contaminants.
 - Any force majeure events, including but not limited to any acts of God, fire, lightning, typhoon, storm, earthquake, hurricane, natural disaster, tsunami, flood, war, riot, public disturbance.
 - Any other causes beyond the reasonable control of either **Wharfedale** and its Authorised Distributor.
- Please note items purchased before 1st Jan 2021 are not eligible for the extended warranty claim.

Warranty Coverage

How to Claim

- To obtain warranty service please contact the authorised dealer from which you purchased this product and present the limited warranty certificate offered upon registration of your product's extended warranty offer.
- Do not dispatch goods without the prior agreement of the dealer distributor or authorised service centre.
- If asked to return products for inspection and or repair, please pack carefully preferably in the original carton or packaging affording an equal degree of protection and returned via insured, trackable courier service.
- The authorised dealer or distributor will offer full return details and instructions. However, please note if unsuitable packaging is used the warranty may be deemed void due to improper action in return.
- **Wharfedale** or the authorised distributor, dealer or service centre may make a charge for the supply of new packaging for the return of the repaired item. Please note, insurance is recommended as goods are returned at the owner's risk. Authorised distributors or service centres can not be held liable for loss or damage in transit. Insurance and freight charges on the return journey will be paid for by **Wharfedale**, authorised dealer, distributor or service centre if corrective work proves to be necessary.
- In the event of 'no-fault found' or 'no repair necessary', the return shipping charge will be the responsibility of the owner.

Repairs

- All repairs will be carried out by the appointed distributor (or locally appointed service centre). Repairs handled or processed without authorisation or approval of the appointed representative will be excluded from this limited warranty. Please note, **Wharfedale** is not able to supply parts or replacement items to any other entity than the official distributor or authorised service centre.
- Other than the warranty and services set out in this warranty, to the fullest extent permitted by law, **Wharfedale** shall not be liable to you and/or any third party or entity whatsoever for:
 - Any loss, damages and/or malfunction caused to any product(s) which is/are connected to any of the products covered by this warranty.
 - Any damages, loss and liability, whether direct, indirect, incidental, consequential special, punitive or otherwise, howsoever caused by, arising out of or otherwise, in relation to the installation, delivery, use, service, repair, replacement and/or maintenance of the product.
 - Any damages, loss and liability under this warranty in respect of any act, omission, or negligence of any of their technicians, employees, agents, representatives or independent contractors relating to the actual or purported performance of any of the obligations under this warranty.

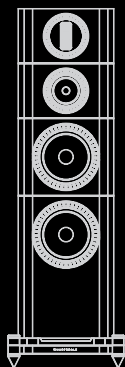
Service Centre Address

- For technical support, servicing or product queries and information please contact either your local retailer or the office below.
- IAG Service Dept., 13/14 Glebe Road, Huntingdon, Cambridgeshire, PE29 7DL, UK.
Tel: +44(0)1480 452561 Email: service@wharfedale.co.uk

For information on other authorised service centres worldwide contact **Wharfedale** International, UK.
- A world-wide distributors list is available on the **Wharfedale** website: www.wharfedale.co.uk

Technical Data

Specifications



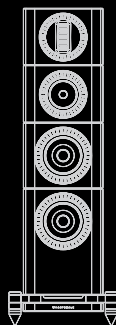
ELYSIAN 4

General Description	3-way floorstanding speaker
Enclosure Type	bass reflex
Transducer Complement	3-way
Bass Driver	8.5" (220mm) coated fibre glass matrix cone x 2
Midrange Driver	6" (150mm) coated fibre glass matrix cone
Treble Driver	27 x 90mm AMT
AV Shield	No
Sensitivity (2.83V @ 1m)	92dB
Recommended Amplifier Power	15-250W
Peak SPL	110dB
Nominal Impedance	4Ω (compatible 8Ω)
Minimum Impedance	3.2Ω
Frequency Response (+/-3dB)	30Hz ~ 22kHz
Bass Extension (-6dB)	24Hz
Crossover Frequency	340Hz, 3.1kHz
Cabinet Volume (in litres)	38L, 79.4L

Dimensions (mm)	
Height (on plinth)	1188mm
Width (on plinth)	402mm
Depth (with terminals)	(432+30)mm
Carton Size	1285 x 595 x 480
Net Weight	49.5kg/pcs
Gross Weight	55.8kg/ctn

Materials:
Columns
Top Plate
Base Spikes

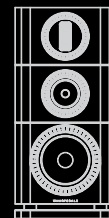
Dimensions (mm):
Height (on plinth)
Width
Depth (with badge)



ELYSIAN 3

3-way floorstanding speaker	bass reflex
3-way	
7" (180mm) coated fibre glass matrix cone x 2	
6" (150mm) coated fibre glass matrix cone	
27 x 90mm AMT	
No	
89dB	
30-200W	
108dB	
4Ω (compatible 8Ω)	
2.3Ω	
44Hz ~ 22kHz	
35Hz	
375Hz, 2.9kHz	
9.4L, 35L	

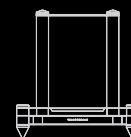
1050mm
263mm
(285+30)mm
425 x 415 x 1155
28.45kg/pcs
35.37kg/ctn



ELYSIAN 2

3-way standmount speaker	bass reflex
3-way	
8.5" (220mm) coated fibre glass matrix cone	
6" (150mm) coated fibre glass matrix cone	
27 x 90mm AMT	
No	
89dB	
25-250W	
109dB	
4Ω (compatible 8Ω)	
3.6Ω	
35Hz ~ 22kHz	
28Hz	
360Hz, 2.9kHz	
17.5L, 43.6L	

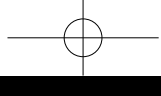
700mm
334mm
(432+30)mm
580 x 460 x 830mm
30.5kg/pcs
35.3kg/ctn



ELYSIAN 2 Stands

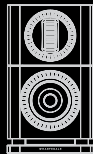
High carbon steel tube
High carbon steel
Hardened high carbon steel

428mm
402mm
435mm



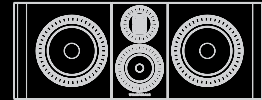
Technical Data

Specifications



ELYSIAN 1

2-way standmount speaker
bass reflex
2-way
7" (180mm) coated fibre glass
matrix cone



ELYSIAN Centre

3-way centre speaker
bass reflex
3-way
8,5" (220mm) coated fibre glass
matrix cone x2
6" (150mm) coated fibre glass
matrix cone
27 x 45mm AMT
No
91dB
25-250W
110dB
6Ω (compatible 8Ω)
3,5Ω
35Hz ~ 22kHz
27Hz
360Hz, 2,9kHz
5,7L, 64,0L

General Description
Enclosure Type
Transducer Complement
Bass Driver

Midrange Driver

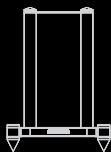
Treble Driver
AV Shield
Sensitivity (2.83V @ 1m)
Recommended Amplifier Power
Peak SPL
Nominal Impedance
Minimum Impedance
Frequency Response (+/-3dB)
Bass Extension (-6dB)
Crossover Frequency
Cabinet Volume (in litres)

27 x 90mm AMT
No
89dB
25-175W
108dB
4Ω (compatible 8Ω)
3,8Ω
49Hz ~ 22kHz
44Hz
2,6kHz
21,6L

Dimensions (mm)
Height (on plinth)
Width (on plinth)
Depth (with terminals)
Carton Size
Net Weight
Gross Weight

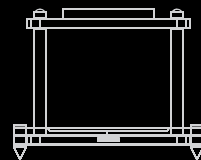
490mm
263mm
(285+30)mm
690 x 445 x 625mm
15kg/pcs
33,2kg/ctn

320mm
830mm
(340+30)mm
965 x 495 x 455mm
30,2kg/pcs
35,0kg/ctn



ELYSIAN 1 Stands

High carbon steel tube
High carbon steel
Hardened high carbon steel



ELYSIAN Centre Stands

High carbon steel tube
High carbon steel
Hardened high carbon steel

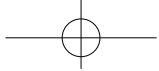
Materials:
Columns
Top Plate
Base Spikes

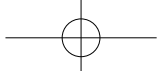
Dimensions (mm):
Height (on plinth)
Width
Depth (with badge)

476mm
340mm
287mm

496mm
618mm
372mm







Revealing the Passion and Excitement of the Musical Performance



IAG House, 13/14 Glebe Road, Huntingdon, Cambridgeshire, PE29 7DL, UK
Tel: +44(0)1480 452561 Email: service@wharfedale.co.uk <http://www.wharfedale.co.uk>
IAG reserves the right to alter the design and specifications without notice. All rights reserved © IAG Group Ltd.
Wharfedale is a member of the International Audio Group.